



JOIN OUR GLOBAL NETWORK TODAY!



RSCVD Community website

<https://rscvd.ifla.org/>



Information - RSCVD Committee

rscvdcommittee@gmail.com



RSCVD App

<https://app.rscvd.ifla.org/>




Technical support - RSCVD App

talaria-help@area.bo.cnr.it

EN

RSCVD

**Resource Sharing Collaborative and
Voluntary Document Delivery**



**IFLA Section
Document Delivery and
Resource Sharing**

rscvd.ifla.org

RSCVD COMMUNITY

What is RSCVD?


RSCVD is an **international resource sharing (RS) service** driven by a dedicated community of volunteer librarians.



Using the open-source software TALARIA, RSCVD mission is to help libraries to provide universal and equitable access to information, especially during times of crisis, through a high-quality, open, free, and collaborative document supply service.

Why join us?

- **Free Service:** libraries can use the service at no cost.
- **Community-Driven:** run by volunteer librarians, promoting a fair and collaborative environment. RSCVD operates under the auspices of the IFLA DDRS Committee with guidance from a biennial Steering Committee.

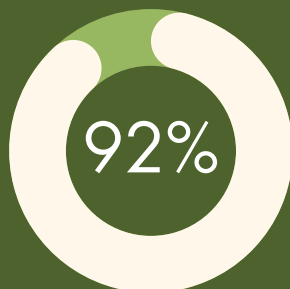


Who can join?

Any Academic, Public, School, or Special library at a not-for-profit institution can become part of the RSCVD community.

The Community

From July 2023 to July 2025, the community counts **331 libraries from 38 countries** and has fulfilled 7261 requests.



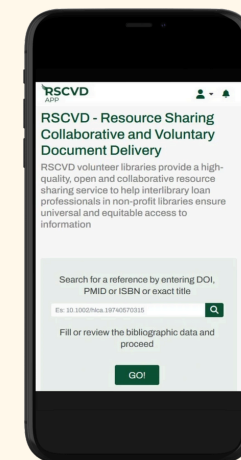
Success rate

RSCVD APP

What is RSCVD APP?

RSCVD APP is the free, web-based software powered by TALARIA. TALARIA has been developed as a Progressive Web App (PWA): to ensure a responsive, fast, secure web browsing experience on different platforms.

It supports multiple languages, including English, Italian, Spanish, and Turkish.



How does RSCVD APP work?

There are two types of requests:

- **Specific Requests:** If you have located the document in one of the RSCVD libraries, you can request it from that specific library.
- **Orphaned Requests:** If you can't find the document from any of the RSCVD lender libraries, you can send an 'orphaned' request to all the RSCVD libraries.

How to register your library

First you must create your personal user account in the RSCVD App. Then you will be directed to the library's registration page to complete with the information relating to your Library.

There are two types of library profiles:

- **Borrowing-only Libraries:** Can request items from other libraries.
- **Volunteering libraries:** Can supply materials and also request items from other libraries.

Libraries can upgrade from a Borrowing-only to a Volunteer profile at any time.

